

JAG

PLATE HEAT EXCHANGERS



JAG

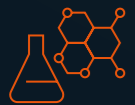
NEW PLATE HEAT EXCHANGER

Driven by a passion for innovation, Hexonic has provided effective heat transfer solutions for most applications. Working closely with our customers, our team of experienced engineers focuses on inventing new products and solutions in search of the most efficient ways of heat transfer. Our team of experienced engineers driven by passion for innovation gained knowledge across diverse market segments.

From that passion a new product has been born – JAG Plate Heat Exchanger with inventive jagged pattern of a heating plate.

Breaking new ground solution brings not only enhanced flow turbulence but also increased heat exchange area. Together it gives more compact, lighter but most of all more efficient device which can be customized to your individual requirements. Highly efficient JAG Plate Heat Exchanger will become a long-life dependable solution for your applications.

APPLICATIONS



CHEMICAL INDUSTRY



FOOD & BEV INDUSTRY



HVAC-R



IRON AND STEEL INDUSTRY



PULP & PAPER INDUSTRY



MARINE INDUSTRY




POWER




PHARMACEUTICAL INDUSTRY





INGENIOUS PATTERN



JAGGED
/ˈdʒɑːɡɪd/
WITH ROUGH, SHARP POINTS PROTRUDING

THE INNOVATIVE JAG DESIGN IS THE RESULT OF OVER SIX YEARS OF RESEARCH AND DEVELOPMENT.

In search of optimal strength and thermal characteristics of the JAG geometry, a series of computational fluid dynamic analyses were performed. Together with other calculations and tests of prototypes they allowed to determine the precise channel performance in a plate heat exchanger.

Final tests confirmed that designed by Hexonic innovative corrugation JAG pattern combined with specially modelled plate geometry delivers up to 10% higher efficiency than the standard one. It is designed to substantially increase heat exchange as the "jagged" channels boost flow turbulence which enhances heat transfer, and reduces fouling. Furthermore, the design brings a bigger exchange area and general pressure drop levels are reduced.

Ingenious JAG technology brings you cutting-edge solutions within one plate.



INNOVATIVE
CORRUGATION
DESIGN



UP TO 10% HIGHER
HEAT TRANSFER
EFFICIENCY



ENHANCED FLOW
TURBULENCE



UP TO 10% LOWER
PRESSURE DROP FOR
HIGH FLOW PATTERN



DECREASED
FOULING



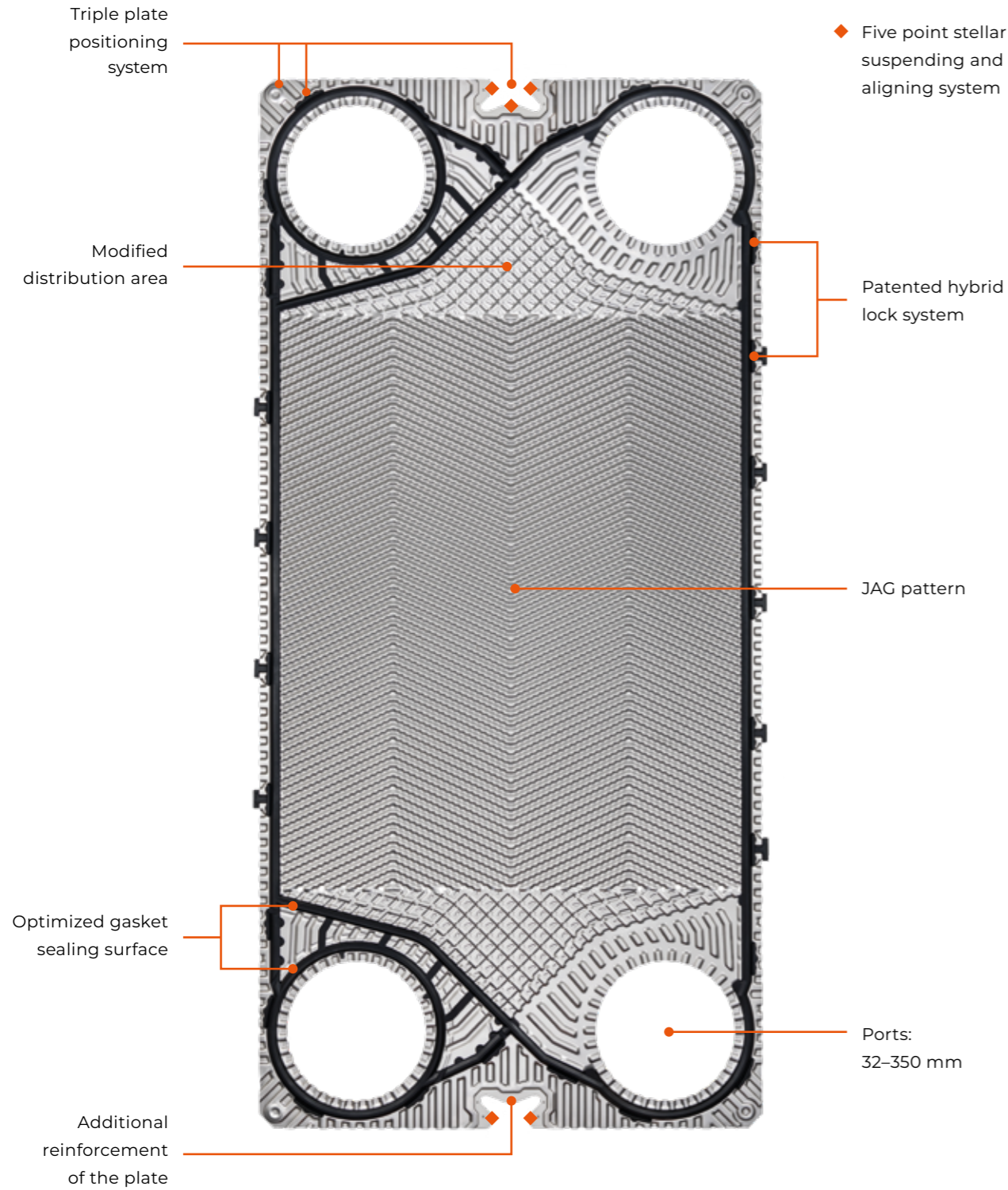
INCREASED HEAT
EXCHANGE AREA



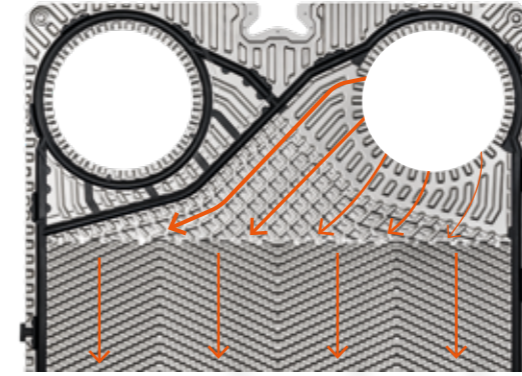
INCREASED PLATE
DURABILITY

JAG PLATE

REINVENTED



SPECIAL PLATE FEATURES



MODIFIED DISTRIBUTION AREA

Additionally corrugated distribution area is designed to enhance turbulent flow in the entrance part of the plate. It also allows even flow through the plate which increases heat transfer by optimal use of its surface area.

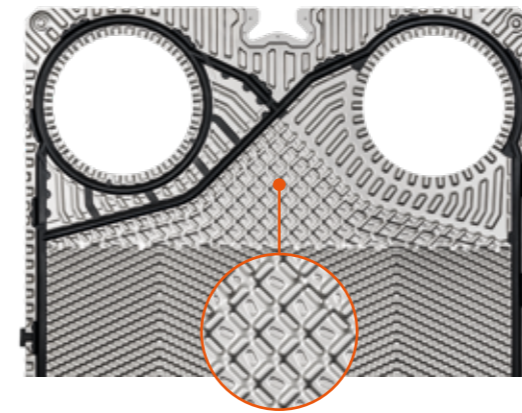
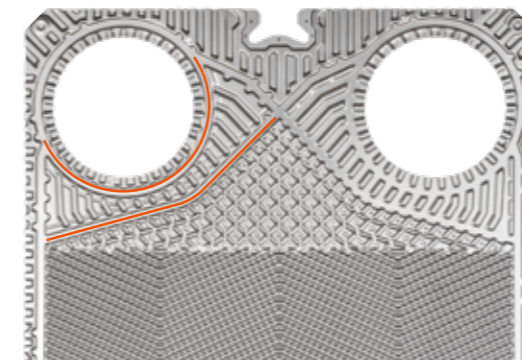


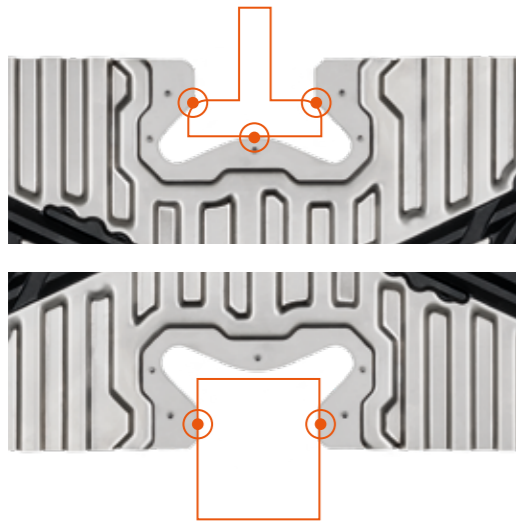
PLATE REINFORCEMENT

Specifically corrugated distribution area strengthens the plate and increases the stability of the whole construction.



OPTIMIZED GASKET SEALING SURFACE

Carefully designed groove together with specially modelled gasket makes the exchanger withstand high pressure.



FIVE POINT STELLAR SUSPENDING AND ALIGNING SYSTEM

Five point suspending and aligning system ensures excellent alignment of the plates packet and guarantees correct sealing of the exchanger.



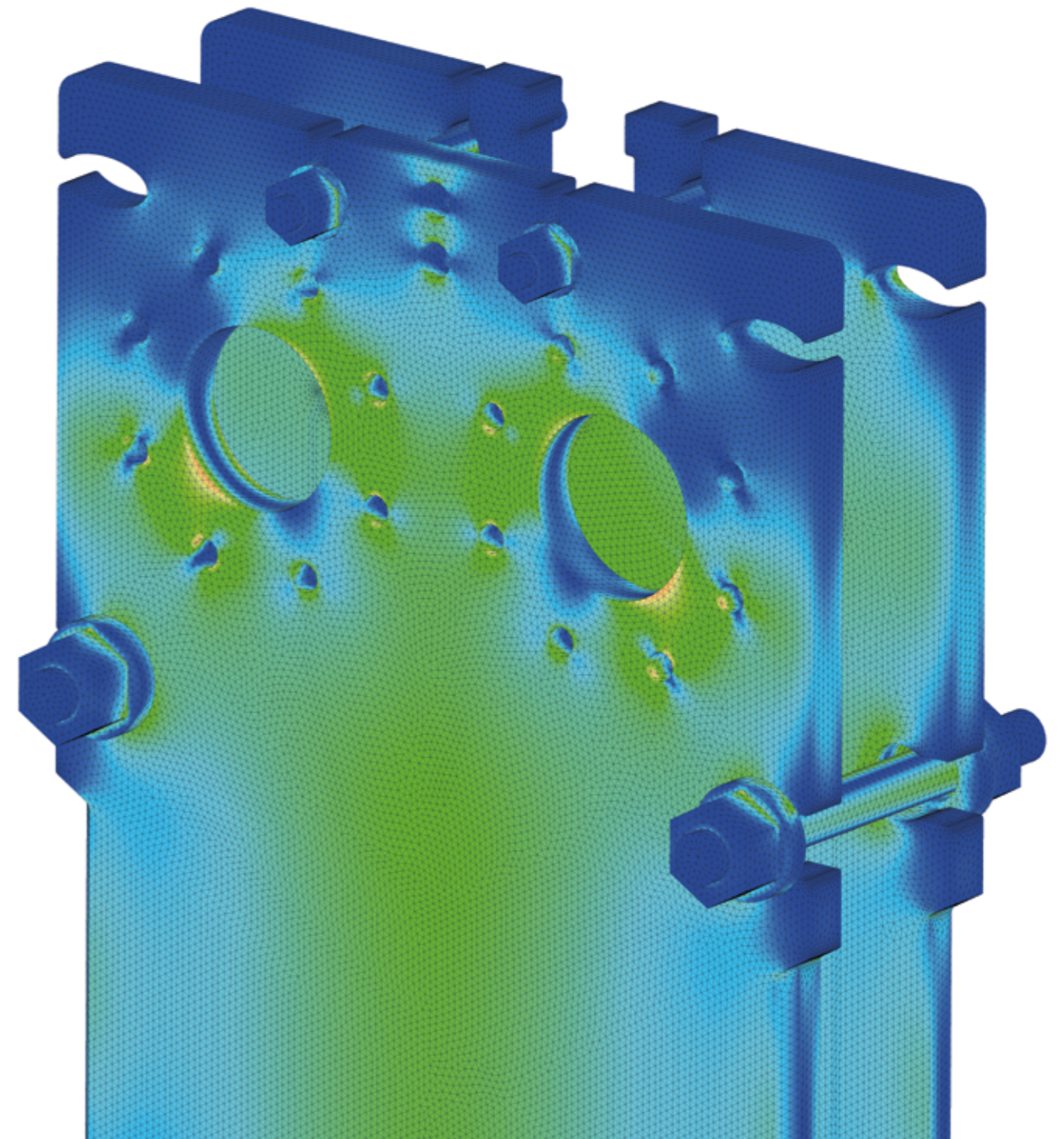
TRIPLE PLATE POSITIONING SYSTEM

Thanks to the three independent aligning systems the plates perfectly fit and therefore are secured from shaking or leaking. The system features:

- **GASKET ALIGNING SYSTEM**
special protruding elements align the plates in relation to one another
- **POINT LOCKING SYSTEM**
dedicated corrugated elements on the plate
- **STELLAR SUSPENDING SYSTEM**
alignment in position to the upper and lower bar.

THE FINITE ELEMENT METHOD ANALYSIS

The **Finite Element Method Analysis (FEM)** optimized the design of the JAG plate heat exchanger in terms of strength, mainly by improving the stress distribution on the cover plates and modifying the location of the fasteners, which contributed to the extension of the operating parameters.





Plate&frame heat exchangers JAG are certified by AHRI liquid to liquid, which attests to their high quality and effectiveness in the heat exchange process. The AHRI certificate confirms that the product meets the technical and quality requirements that are placed in the HVACR (Heating, Ventilation, Air Conditioning, and Refrigeration) industry, ensuring that JAG heat exchangers are trustworthy and suitable for use in industrial or commercial processes.

THE AHRI CERTIFICATE CONFIRMS:



THE HIGH DEGREE OF EFFICIENCY OF AJF HEAT EXCHANGERS



THE INNOVATIVE THERMAL PROPERTIES OF HEATING PLATES WITH UNIQUE JAG GEOMETRY



COMPLIANCE OF THE PARAMETERS OF PLATE HEAT EXCHANGERS WITH TECHNICAL DATA PROVIDED BY HEXONIC



THE POSSIBILITY OF SELECTION BY THE PROPRIETARY CAIRO PROGRAM



GASKETS

PATENTED HYBRID LOCK SYSTEM



New construction of the patented gasket features two locking methods and an optimized unique shape. The hybrid lock system makes the mounting easier, quicker, and more stable throughout the exchanger assembly process. The innovative shape provides superior sealing capacity even in high pressure applications.




LOCK-IN METHOD

Each pin is pressed into the corresponding cut-out in the heating plate. Press-in locks stabilize the gasket on the plate during assembly.



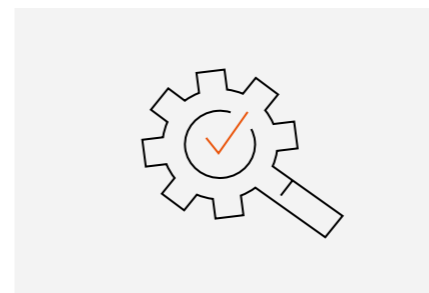
LOCK-ON METHOD

Each T-shape clip catches on the corresponding fragment of the profiled edge of the heating plate fastening the gasket to the vertical side of the plate. It makes the assembly process easier and quicker.



OPTIMIZED UNIQUE SHAPE OF THE GASKET


Provides superior sealing capacity even in high pressure applications.



HIGHEST PRODUCTION STANDARDS

Top quality materials and dependability of supply.

CONSTRUCTION



1

METAL ROLLER

In larger models – enables easy sliding of the rear plate thus reducing maintenance time and effort. Rollers are accompanied by Teflon or polyamide slides to stabilize the rear plate.

2

Connection size: DN32 to DN350



3

SPECIAL PROFILE OF THE CARRYING BAR

Serves to suspend heating plates in larger models. It is part of the five-point alignment system that secures the heating plates in the correct position.


4


Front and rear plate available in various colours.

5

ADDITIONAL FRONT FEET

Stabilize the heat exchanger and help to firmly attach it to the mounting platform.






6

SLIDING SLEEVE

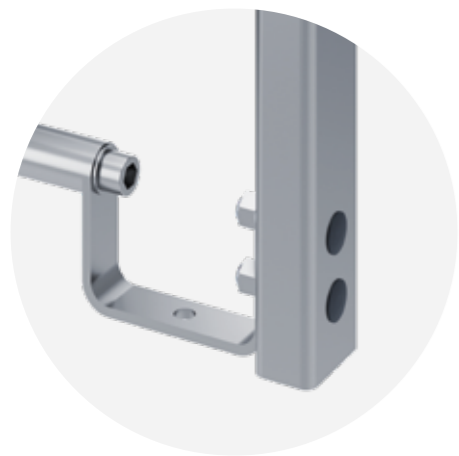
In smaller models – makes the service easier and reduces corrosion of the rear plate.



7

LOCK WASHER


Makes it easier and faster to loosen and tighten the bolts.



9


U-LEG

Enables easier assembly of the plate pack. It may also be used to fix the heat exchanger to the mounting platform.



POWER

RUNS IN
THE FAMILY



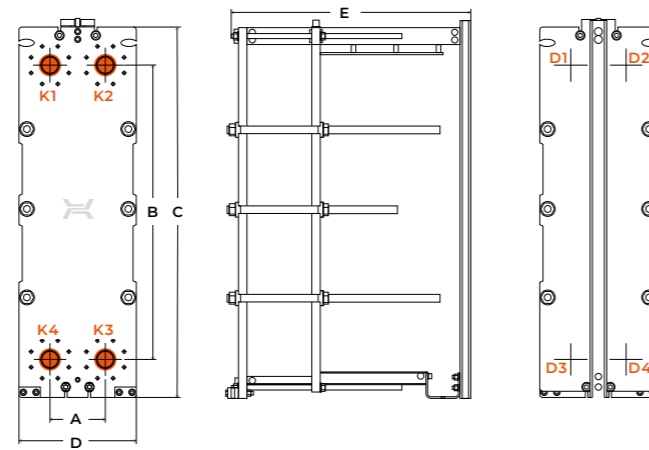
TECHNICAL DATA

STANDARD LOCATION OF CONNECTIONS (SINGLE PASS):

- K1 / K4 — Inlet / Outlet hot side
- K3 / K2 — Inlet / Outlet cold side

STANDARD LOCATION OF CONNECTIONS (DOUBLE PASS):

- D1 / K4 — Inlet / Outlet hot side
- K3 / D3 — Inlet / Outlet cold side



JAG	A	B	C	D	E max.	Max. bar pressure	Max. number of plates	Connection type and material	Connection dimensions
	mm	mm	mm	mm	mm	-	-	-	-
JFA-003	70	280	434	210	554	6/10/16/25	87	with thread, stainless steel, titanium	G1¼"
JFA-006	70	490	644	210	554	6/10/16/25	87	with thread, stainless steel, titanium	G1¼"
JFA-009	70	710	864	210	554	6/10/16/25	87	with thread, stainless steel, titanium	G1¼"
JFB-010	133	400	594	315	1108	6/10/16/25	173	with thread, stainless steel, titanium	G2"
JFB-015	133	740	934	315	1108	6/10/16/25	173	with thread, stainless steel, titanium	G2"
JFB-025	133	1100	1294	315	1108	6/10/16/25	173	with thread, stainless steel, titanium	G2"
JFC-015	215	390	670	440	1120	6/10/16/25	169	Liners: NBR, EPDM, VITON, stainless steel, titanium	DN80
JFC-025	215	720	1000	440	1125	6/10/16/25	169	Liners: NBR, EPDM, VITON, stainless steel, titanium	DN80
JFC-035	215	1010	1290	440	1125	6/10/16/25	169	Liners: NBR, EPDM, VITON, stainless steel, titanium	DN80
JFD-030 [Profile]	260	730	1090	510/550* for PN10	2650	6/10/16/25	560	Liners: NBR, EPDM, VITON, stainless steel, titanium	DN100
JFD-060	260	1380	1740	510/550* for PN16	2650	6/10/16/25	560	Liners: NBR, EPDM, VITON, stainless steel, titanium	DN100
JFD-080	260	1860	2258	550	2143	6/10/16/25	560	Liners: NBR, EPDM, VITON, stainless steel, titanium	DN100
JFE-045	325	900	1326	656	2655	6/10/16/25	743	Liners: NBR, EPDM, VITON, stainless steel, titanium	DN150
JFE-065	325	1300	1724	656	2660	6/10/16/25	743	Liners: NBR, EPDM, VITON, stainless steel, titanium	DN150
JFE-085	325	1600	2024	656	2660	6/10/16/25	743	Liners: NBR, EPDM, VITON, stainless steel, titanium	DN150
JFE-115	325	2100	2524	656	2660	6/10/16/25	743	Liners: NBR, EPDM, VITON, stainless steel, titanium	DN150
JFF-075	395	1100	1831	805	3194	6/10/16/25	1109	Liners: NBR, EPDM, VITON, stainless steel, titanium	DN200
JFG-100	455	1400	1990	915	2761	6/10/16/25	1109	Liners: NBR, EPDM, VITON, stainless steel, titanium	DN250
JFG-150	455	2100	2690	915	2761	6/10/16/25	1109	Liners: NBR, EPDM, VITON, stainless steel, titanium	DN250
JFG-200	455	2600	3190	915	2761	6/10/16/25	1109	Liners: NBR, EPDM, VITON, stainless steel, titanium	DN250
JFH-150	595	1660	2450	1180	2830	6/10/16/25	887	Liners: NBR, EPDM, VITON, stainless steel, titanium	DN350
JFH-200	595	2200	2990	1180	2830	6/10/16/25	887	Liners: NBR, EPDM, VITON, stainless steel, titanium	DN350
JFH-250	595	2550	3340	1180	2830	6/10/16/25	887	Liners: NBR, EPDM, VITON, stainless steel, titanium	DN350

All dimensions and technical data are approximate only and may be changed without further notice.

HEATING PLATES MATERIAL

- STAINLESS STEEL 316L/1.4404, 304L/1.4307
- TITANIUM
- OTHER UPON REQUEST

SANITARY STANDARD

- FRONT AND REAR PLATES MADE OF STAINLESS STEEL 304L OR 316L, SPECIAL EASY-CLEANING HYGIENIC SHAPE
- HYGIENIC CONNECTIONS - DIN 11851
- SPECIAL FEET WITH SMALL FOOTPRINT

FRONT AND REAR PLATE

- CARBON STEEL
- VARIOUS COLOURS AVAILABLE UPON REQUEST
- STANDARD CORROSION CLASS C3
- CLASSES UP TO C5 POSSIBLE

TECHNICAL PARAMETERS

- MAX. PRESSURE 6, 10, 16, 25, 30 BAR
- MAX. TEMPERATURE 170 °C
- MIN. TEMPERATURE -20 °C

GASKET MATERIAL

- EPDM
- NBR
- FKM (VITON)

ACCESSORIES

- DRIP TRAY
- INSULATION
- PROTECTION SHEET
- CONNECTION BOLTS

